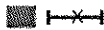
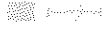


Title: Method of Inquiry

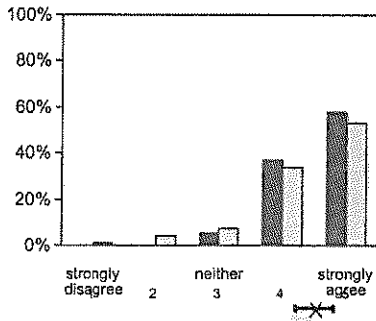
Course: POLS 306

Instructor: Herrera, Bronson
Rank: GTA

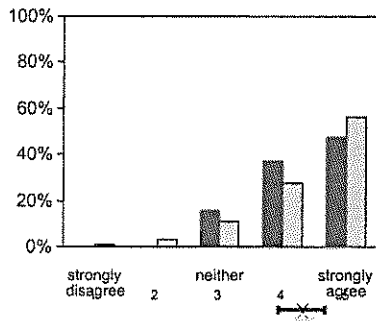
Class #: 55567
Resp. rate: 19/24 (79.0%)


 mean and 95% C.I. results for this class section

 mean and 95% C.I. results for the department's upper division courses

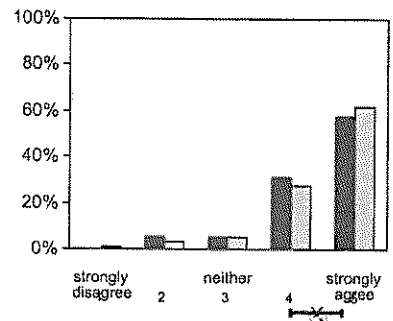
Content and materials were useful and organized
Class: n= 19 / Dept.: n= 145
Mean=4.53 Std Dev=0.61



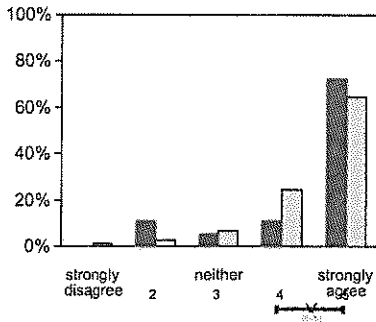
Set and met clear goals and objectives
Class: n= 19 / Dept.: n= 145
Mean=4.32 Std Dev=0.75



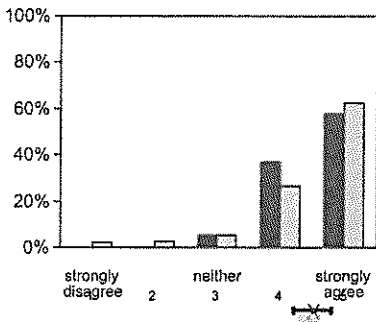
Expectations were well defined and fair
Class: n= 19 / Dept.: n= 145
Mean=4.42 Std Dev=0.84



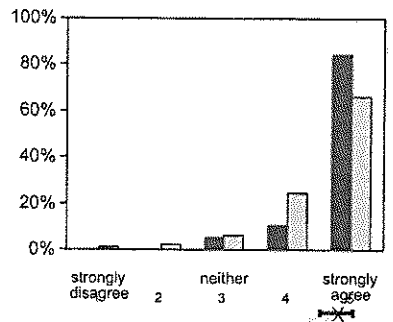
Expectations were appropriately challenging
Class: n= 18 / Dept.: n= 144
Mean=4.44 Std Dev=1.04



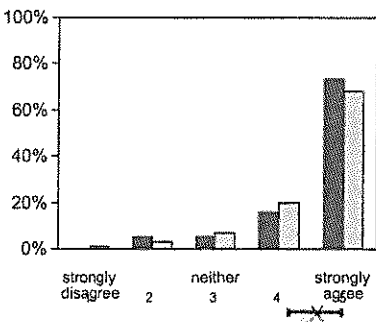
Teaching was clear, understandable and engaging
Class: n= 19 / Dept.: n= 145
Mean=4.53 Std Dev=0.61



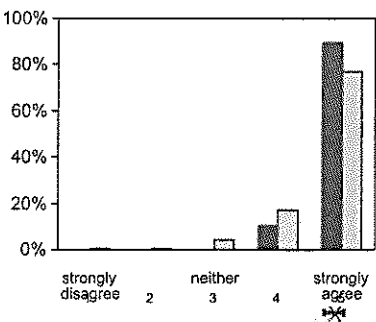
Encouraging, supportive, and involved in learning
Class: n= 19 / Dept.: n= 144
Mean=4.79 Std Dev=0.54



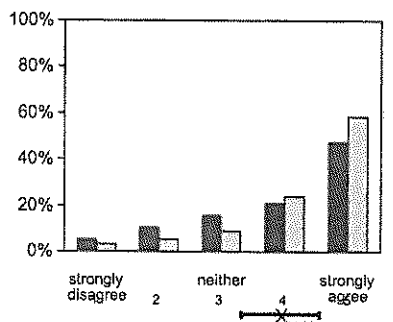
Available, responsive, and helpful
Class: n= 19 / Dept.: n= 145
Mean=4.58 Std Dev=0.84



Respected students and their points of view
Class: n= 19 / Dept.: n= 145
Mean=4.89 Std Dev=0.32



Aquired knowledge and skills that the course promoted
Class: n= 19 / Dept.: n= 146
Mean=3.95 Std Dev=1.27



Department of Political Science - GTA

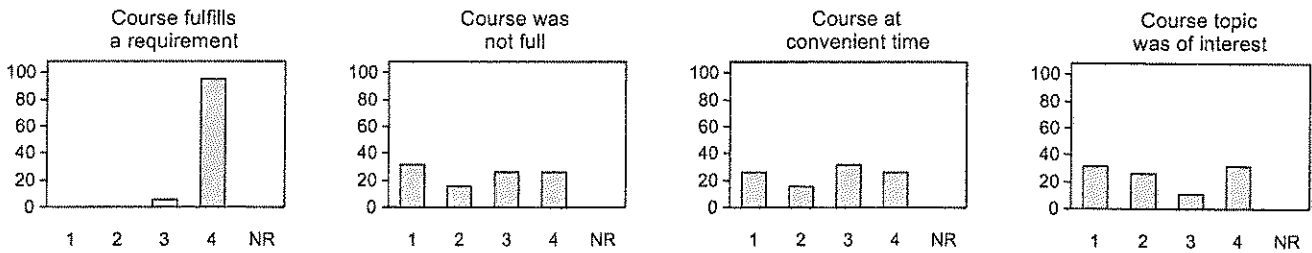
Title: Method of Inquiry

Course: POLS 306

Instructor: Herrera, Bronson
Rank: GTA

Class #: 55567
Resp. rate: 19/24 (79.0%)

Reasons for taking course



Scale: 1=Very Unimportant, 2=Somewhat Important, 3=Important, 4=Very Important, NR=No response

How often did you complete the course work?	N	%
Seldom or never	3	15.8
Less than half the time	1	5.3
About half the time	1	5.3
Nearly always	14	73.7
Total	19	100.0

My student status is	N	%
Undergraduate	19	100.0
Total	19	100.0

My year of study is	N	%
1st	4	21.1
2nd	10	52.6
3rd	4	21.1
4th	1	5.3
Total	19	100.0

Expected grade	N	%
A	9	47.4
B+	1	5.3
B	5	26.3
B-	1	5.3
C	3	15.8
Total	19	100.0

Times per week course met	N	%
One	18	94.7
Two	1	5.3
Total	19	100.0

	Class meetings missed
# Responding	19
Mean	1.1
Std Dev	1.1
25th percentile	0
Median	1
75th percentile	2



Department of Political Science - GTA

Title: Method of Inquiry

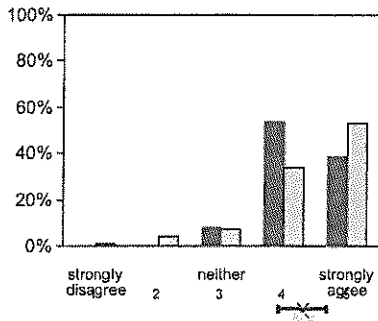
Course: POLS 306

Instructor: Herrera, Bronson
Rank: GTA

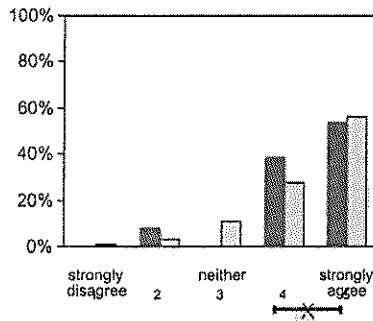
Class #: 55568
Resp. rate: 13/20 (65.0%)


 mean and 95% C.I. results for this class section

 mean and 95% C.I. results for the department's upper division courses

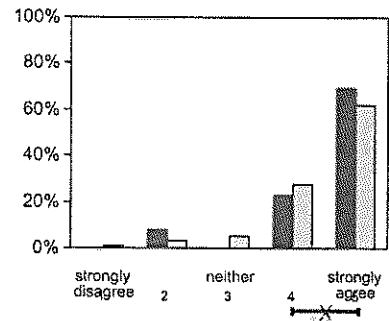
Content and materials were useful and organized
Class: n= 13 / Dept.: n= 145
Mean=4.31 Std Dev=0.63



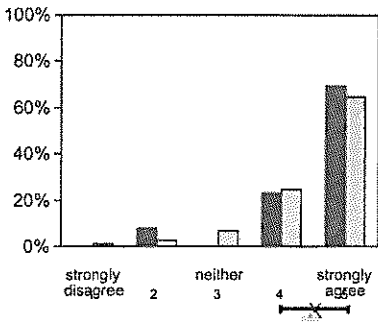
Set and met clear goals and objectives
Class: n= 13 / Dept.: n= 145
Mean=4.38 Std Dev=0.87



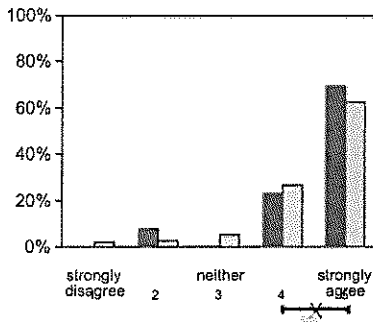
Expectations were well defined and fair
Class: n= 13 / Dept.: n= 145
Mean=4.54 Std Dev=0.88



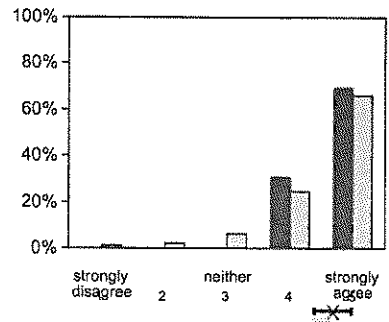
Expectations were appropriately challenging
Class: n= 13 / Dept.: n= 144
Mean=4.54 Std Dev=0.88



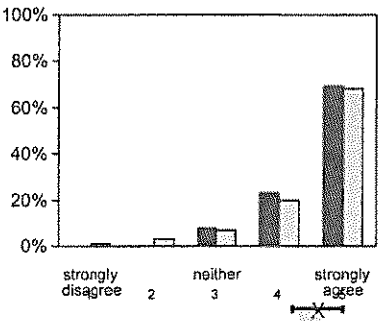
Teaching was clear, understandable and engaging
Class: n= 13 / Dept.: n= 145
Mean=4.54 Std Dev=0.88



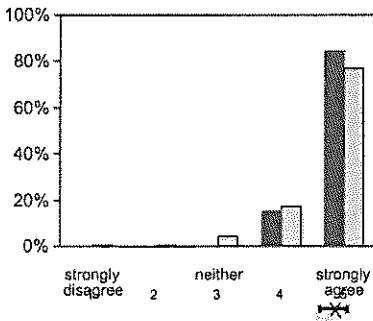
Encouraging, supportive, and involved in learning
Class: n= 13 / Dept.: n= 144
Mean=4.69 Std Dev=0.48



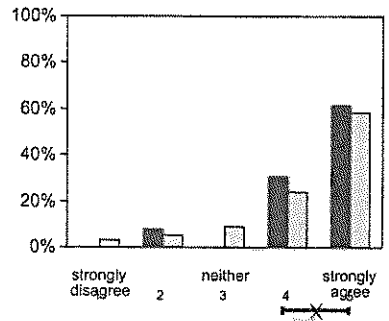
Available, responsive, and helpful
Class: n= 13 / Dept.: n= 145
Mean=4.62 Std Dev=0.65



Respected students and their points of view
Class: n= 13 / Dept.: n= 145
Mean=4.85 Std Dev=0.38



Aquired knowledge and skills that the course promoted
Class: n= 13 / Dept.: n= 146
Mean=4.46 Std Dev=0.88



Department of Political Science - GTA

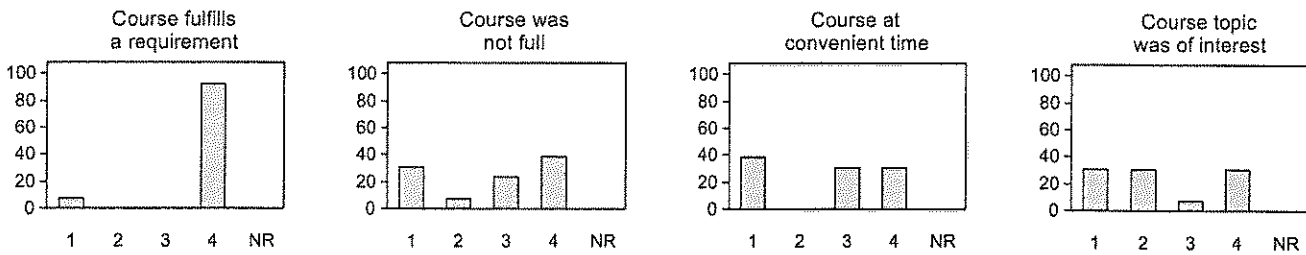
Title: Method of Inquiry

Course: POLS 306

Instructor: Herrera, Bronson
Rank: GTA

Class #: 55568
Resp. rate: 13/20 (65.0%)

Reasons for taking course



Scale: 1=Very Unimportant, 2=Somewhat Important, 3=Important, 4=Very Important, NR=No response

<i>How often did you complete the course work?</i>	N	%
Seldom or never	1	7.7
Less than half the time	3	23.1
About half the time	1	7.7
More than half the time	2	15.4
Nearly always	6	46.2
Total	13	100.0

<i>My student status is</i>	N	%
Undergraduate	11	84.6
no response	2	15.4
Total	13	100.0

<i>My year of study is</i>	N	%
1st	3	23.1
2nd	3	23.1
3rd	1	7.7
4th	4	30.8
5th	2	15.4
Total	13	100.0

<i>Expected grade</i>	N	%
A	6	46.2
B	1	7.7
B-	1	7.7
C+	1	7.7
C	2	15.4
C-	1	7.7
D-	1	7.7
Total	13	100.0

<i>Times per week course met</i>	N	%
One	12	92.3
Three	1	7.7
Total	13	100.0

	Class meetings missed
# Responding	12
Mean	4.2
Std Dev	4.1
25th percentile	2
Median	3
75th percentile	6